



# HGK E92 Eurofighter Support Fan

## Abstract

Follow the tutorial carefully to make this beautiful car.

24K RC TECHNOLOGY

## CUTTING TOOLS

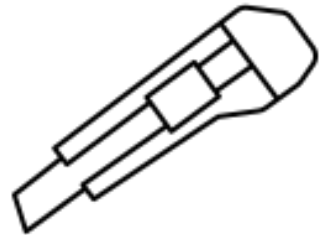
To prepare the body shell you will need to use the follow tools.



Sandpaper





scissors





cutter

## Body INFORMATION



Follow the **HGK E92 Eurofighter** Cutting Guide to make this body.

## CUTTING INFORMATION



Cut out the **Yellow** areas.


**RR-ARLOS FACTORY**  
*A Touch of Class*

## LAYOUT



The Red areas are the glue surface.

## ASSEMBLY INFORMATION



Now you have assembled the car body well.